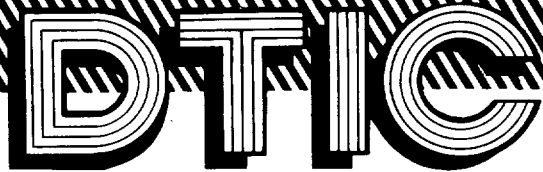


UNCLASSIFIED/UNLIMITED

410189

The DTIC logo is rendered in a stylized, bold, sans-serif font. The letters are white with a thick black outline. The 'D' and 'C' are particularly large and feature a double-line outline. The logo is set against a background of diagonal black and white stripes.

Technical Report

distributed by



**Defense Technical Information Center
DEFENSE LOGISTICS AGENCY**

Cameron Station • Alexandria, Virginia 22314

UNCLASSIFIED/UNLIMITED

UNCLASSIFIED

FC

Copy No. 106

138164

4-PI GAMMA IONIZATION CHAMBER DECAY MEASUREMENTS
OF FALLOUT SAMPLES FROM OPERATION CASTLE

Research and Development Technical Report USNRDL-TR-147
NS 088-001

13 January 1956

138 164

FILE COPY
Return to
ASTIA
DOCUMENT SERVICE CENTER
Post Building, Dayton 2, Ohio
Attn: DSC-5011

by

W. H. Shipman
J. R. Lai

RESEARCH AND DEVELOPMENT LABORATORY

SAN FRANCISCO 24 CALIFORNIA

UNCLASSIFIED

UNCLASSIFIED

AD 138 164

*Reproduced
by the*

ARMED SERVICES TECHNICAL INFORMATION AGENCY
ARLINGTON HALL STATION
ARLINGTON 12, VIRGINIA



UNCLASSIFIED

NOTICE: When government or other drawings, specifications or other data are used for any purpose other than in connection with a definitely related government procurement operation, the U. S. Government thereby incurs no responsibility, nor any obligation whatsoever; and the fact that the Government may have formulated, furnished, or in any way supplied the said drawings, specifications, or other data is not to be regarded by implication or otherwise as in any manner licensing the holder or any other person or corporation, or conveying any rights or permission to manufacture, use or sell any patented invention that may in any way be related thereto.

THIS REPORT HAS BEEN DELIMITED
AND CLEARED FOR PUBLIC RELEASE
UNDER DOD DIRECTIVE 5200.20 AND
NO RESTRICTIONS ARE IMPOSED UPON
ITS USE AND DISCLOSURE.

DISTRIBUTION STATEMENT A

APPROVED FOR PUBLIC RELEASE;
DISTRIBUTION UNLIMITED.

U N C L A S S I F I E D

4-PI GAMMA IONIZATION CHAMBER DECAY MEASUREMENTS
OF FALLOUT SAMPLES FROM OPERATION CASTLE

Research and Development Technical Report USNRDL-TR-147
NS 688-001

13 January 1956

by

W.H. Shipman
J.R. Lai

Chemistry General

Technical Objective
AW-7

Analytical and Standards Branch
P.E. Zigman, Head

Chemical Technology Division
E.R. Tompkins, Head

Scientific Director
P.C. Tompkins

Commanding Officer and Director
Captain Richard S. Mandelkorn, USN

U.S. NAVAL RADIOLOGICAL DEFENSE LABORATORY
San Francisco 24, California

U N C L A S S I F I E D

UNCLASSIFIED

ABSTRACT

Certain fallout samples from Operation CASTLE were retained for decay rate measurement. The exponent of the equation $A_t = A_0 t^{-k}$ was evaluated from appropriate log-log plots and found to be in the range 1.1 to 2.03. This range of values is larger than that expected from thermal-neutron fission.

UNCLASSIFIED

U N C L A S S I F I E D

SUMMARY

The Problem

Since fallout is a heterogeneous mixture of individual nuclides each of which has its own decay rate, an experimental determination of the composite decay rate for a fallout sample is necessary. Certain fallout samples were retained from Operation CASTLE and their decay rates measured.

Findings

Most of the values found for the exponent of the usual decay equation exceeded the value normally used in describing thermal-neutron fission of U^{238} .

U N C L A S S I F I E D

UNCLASSIFIED

ADMINISTRATIVE INFORMATION

The work reported is a by-product of gross gamma measurements of certain samples made for Project 2.5a, Operation CASTLE. It was done under Bureau of Ships Project No. NS 088-001, Subtask 11, Technical Objective SR-2, DD Form 613 of 24 May 1955, and NS 081-001, Subtask 4, Technical Objective AW-7, DD Form 613 of 6 October 1955.

UNCLASSIFIED

U N C L A S S I F I E D

INTRODUCTION

During Operation CASTLE, fallout samples were collected from areas immediately adjacent to and 180 miles from the Pacific Proving Grounds. These samples were returned to this laboratory for gamma measurements in a 4-pi high-pressure ionization chamber. A number of samples were retained for periodic measurements of decay rate. This was done to evaluate the range of the exponent in the equation $A_t = A_0 t^{-k}$, where A_t and A_0 are the radioactivities at time t and at zero time respectively. This paper presents the data and the calculated values of the exponent for fallout samples from the first four CASTLE detonations.

EXPERIMENTAL DETAILS

The locations from which the samples were collected are shown in Figs. 1 and 2. One sample of thatch from the roof of a hut on the island of Rongelap was measured. The remainder of the samples received were of two types: gummed paper and polyethylene fallout collectors.¹

The gummed papers were cut from their cardboard mounts and each folded to fit the bottom of a 100-ml lusteroid centrifuge tube. These tubes were then placed in the gamma ionization chamber and the decay rate measured.

The samples from the polyethylene fallout collectors were centrifuged in preweighed 100-ml lusteroid centrifuge tubes. These tubes were then placed in the gamma ionization chamber and the decay rate measured.

The samples from the polyethylene collectors were centrifuged to separate the liquid from the solid. The liquid volume was measured in a graduated cylinder, acidified with hydrochloric acid, and concentrated by evaporation to a volume of less than 75 ml. The only possible error introduced by the procedure would be the loss of any iodine that may have been present. The weight of the solid was determined on a semi-microgrammatic balance.

U N C L A S S I F I E D

TABLE 1
Summary of Gamma Decay Data From Fallout Samples

Shot	Samples		Period of Decay After Detonation (hr)	Exponent Value, k	Remarks	
	Site Designation (a)	Type and Size				
1	251.07	Solid, 56.08 g	382 to 870 870 to 1395	1.34 1.16	Location shown in Fig. 2	
	Thatch from roof of hut			1.4	From Rongelap Island. No slope change.	
2	T ₄ 108-2	Gummed paper	165 to 550 550 to 1077	1.8 1.3	Cut into 4 sections due to high level of activity.	
	A ₄ 49-1	Gummed paper	165 to 600 600 to 1077	1.6 1.3	Cut into 2 sections because of high level of activity.	
	Q ₄ 114-5	Gummed paper	165 to 500 500 to 1077	1.7 1.4		
	P ₄	Gummed paper	165 to 1077	1.5	No slope change	
3	Q ₄ 124-7	Gummed paper	165 to 1077	1.4	No slope change	
	250.06	Liquid, 1665 ml	221 to 821	1.54	No slope change	
	250.17	Liquid, 515 ml	221 to 821	1.44	No slope change	
	250.17	Solid, 2.81 g	244 to 430 430 to 821	2.01 1.47		
	250.17 GP	Gummed paper	315 to 821	1.67	No slope change	
	250.18 GP	Gummed paper	315 to 430 430 to 821	1.93 1.43		
	250.18	Liquid, 560 ml	221 to 821	1.43	No slope change	
	250.18 GP (buoy)	Gummed paper	315 to 430 430 to 821	2.03 1.40		
	4	YAG 39 TC	Liquid, 365 ml	77.5 to 155 155 to 430	1.1 1.4	The ship was approx. 25 mi NW of Aomoen Island (Fox), Bikini Atoll.

(a) See Figs. 1 and 2.

U N C L A S S I F I E D

The activity of the liquid and of the solid was measured separately in the 4-pi gamma high-pressure ionization chamber.² The decay was plotted on appropriate log-log paper. The ionization chamber utilized argon gas under a pressure of 600 psi; the ionization current was impressed across a high resistance. The resulting voltage was measured with a vibrating reed electrometer.² Its calibration with respect to energy and linearity agreed closely with published values.

RESULTS AND DISCUSSION

The data have been summarized in Table 1 and the exponent values, k , computed for the decay equation. The observed decay curves are plotted in Figs. 3 through 8.

It has been noted* that these data are within a few percent of the gamma decay curves calculated from radiochemical analysis. The values of k for all the samples except two were greater than 1.2.

The range and magnitude of the exponents are greater than those reported from Operation TEAPOT.³ The exponent values derived from the fallout collected at Operation TEAPOT ranged from 0.9 to 1.3 while the values from CASTLE ranged from 1.1 to 2.03. It is interesting to note that beta decay measurements made on rain water collected at Harvard University⁴ after Operation CASTLE gave exponents of the same order of magnitude as those reported here.

Approved by:

E. R. Tompkins

E. R. TOMPKINS
Head, Chemical
Technology Division

For the Scientific Director

* Personal communication from C. F. Miller of this laboratory.

U N C L A S S I F I E D

REFERENCES

1. Stetson, R.L., Schuert, E.A., Perkins, W.W., Shirasawa, T.H., and Chan, H.K. Fallout (short title). U.S. Naval Radiological Defense Laboratory, Operation CASTLE, Project 2.5a, Final Report WT-915, January 1956 (CLASSIFIED).
2. Jones, J.W., and Overman, R.T. The Use and Calibration of a 100% Geometry Ion Chamber. Oak Ridge National Laboratory, Atomic Energy Commission Document AECD-2367, 20 March 1948.
3. Stetson, R.L., Shirasawa, T.H., Sandomire, M.M., Baum, S., and Chan, H.K. Fallout (short title). U.S. Naval Radiological Defense Laboratory, Operation TEAPOT, Project 2.5.2. Final Report WT-1154, 1956 (CLASSIFIED).
4. Bell, Carlos G., Jr. Sanitary Engineering Aspects of Long-Range Fallout From Nuclear Detonations. Howard University and Atomic Energy Commission Report NYO-4654, January 1955.

U N C L A S S I F I E D

UNCLASSIFIED

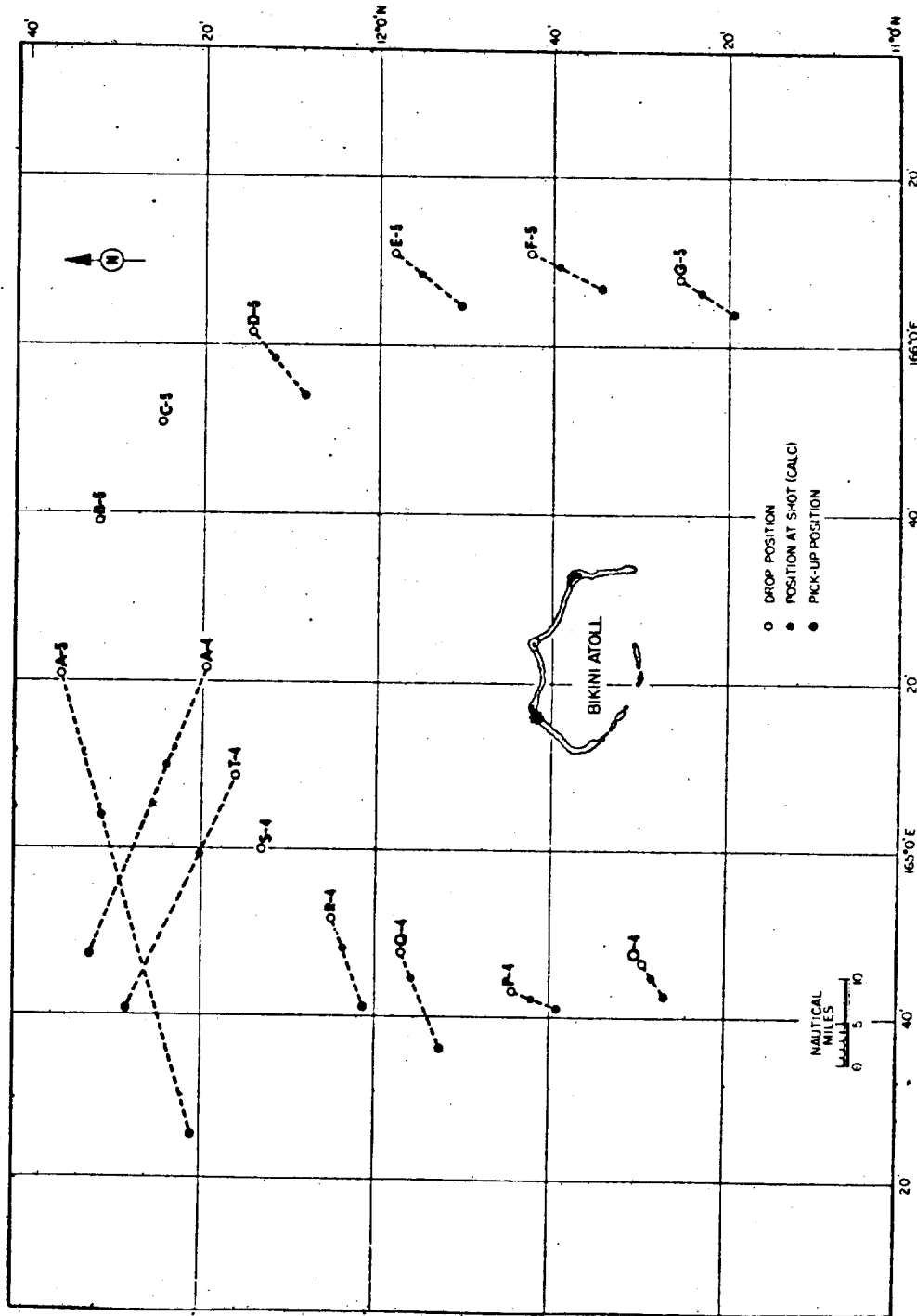


Fig. 1 Sampling Locations for Shot 2, Operation CASTLE
(the Star Marks the Point of Detonation)

UNCLASSIFIED

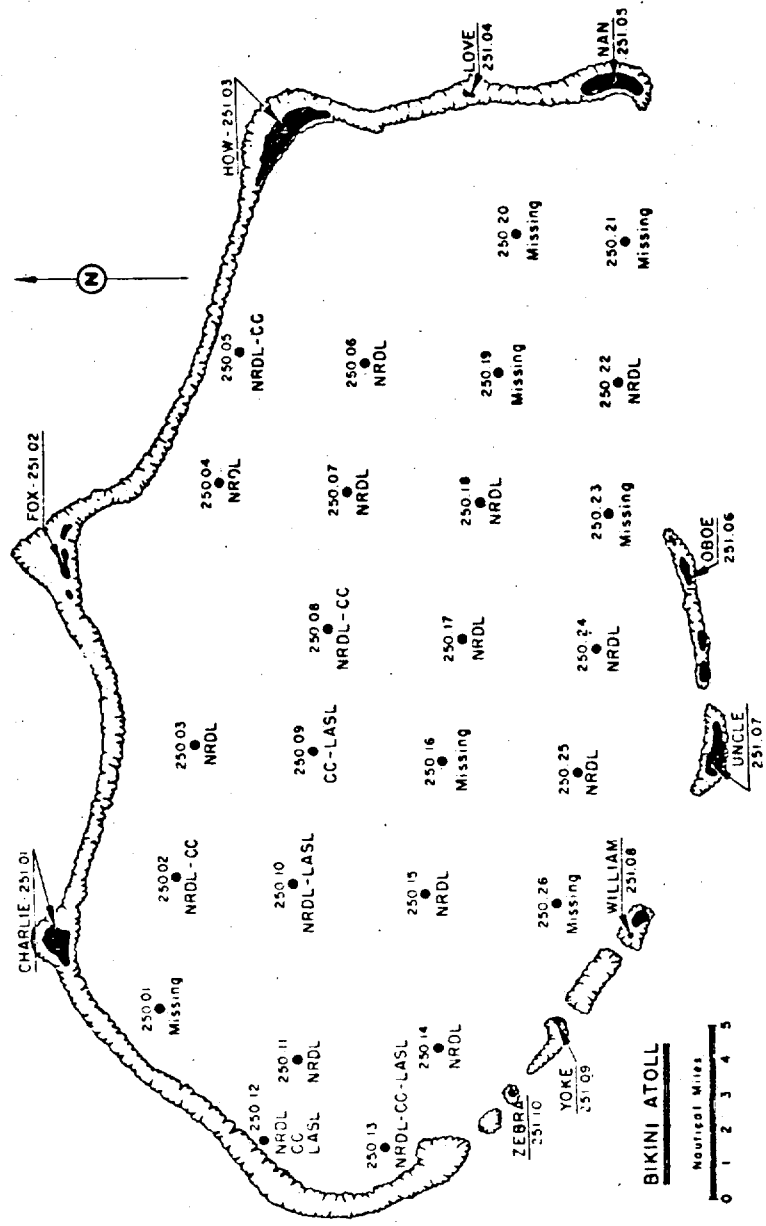


Fig. 2 Sampling Locations for Shot 3, Operation CASTLE

UNCLASSIFIED

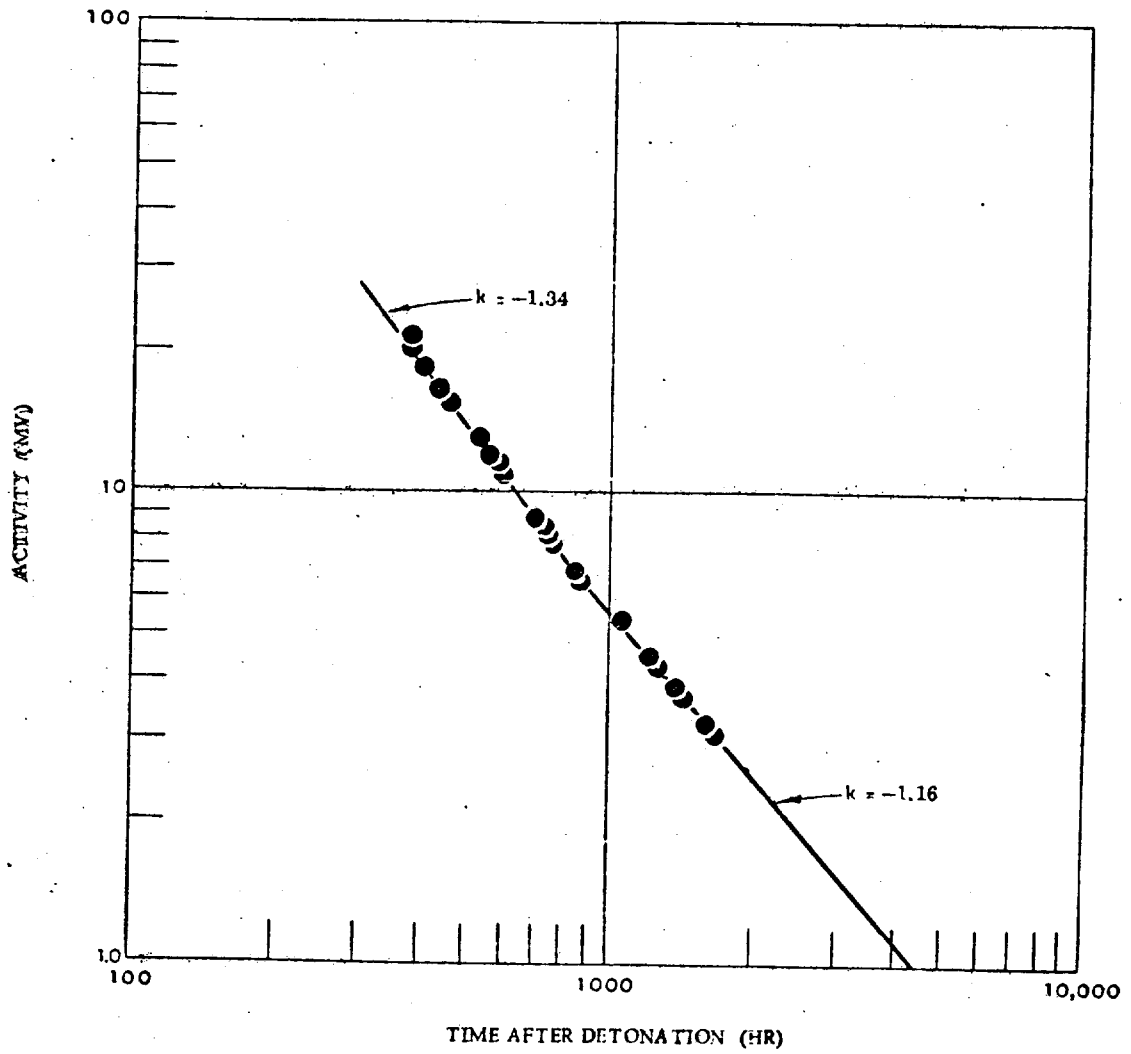


Fig. 3 Gross Decay of Sample 251.07 From Shot 1, Operation CASTLE

UNCLASSIFIED

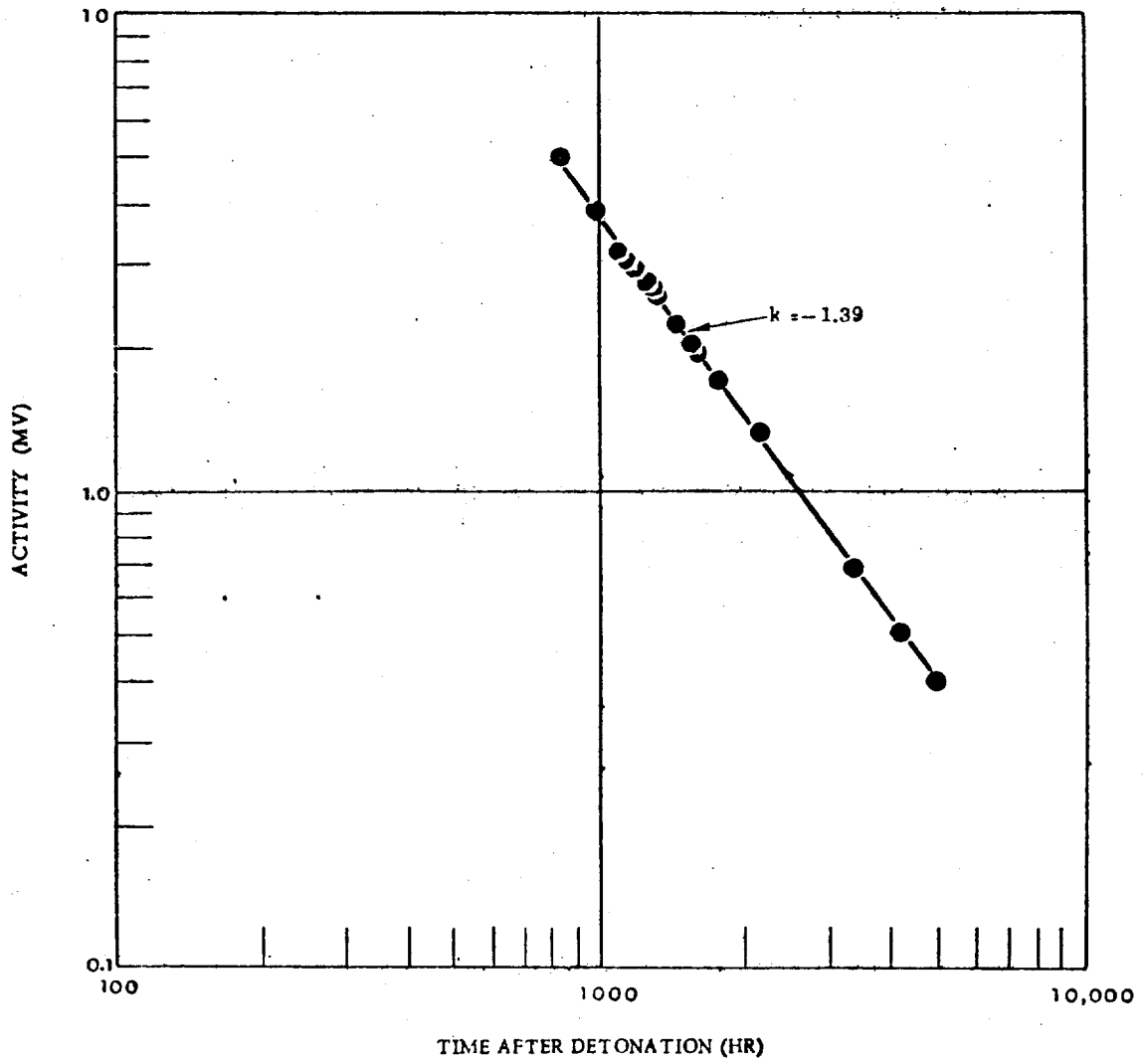


Fig. 4 Gross Decay of Thatch Sample From Shot 1, Operation CASTLE

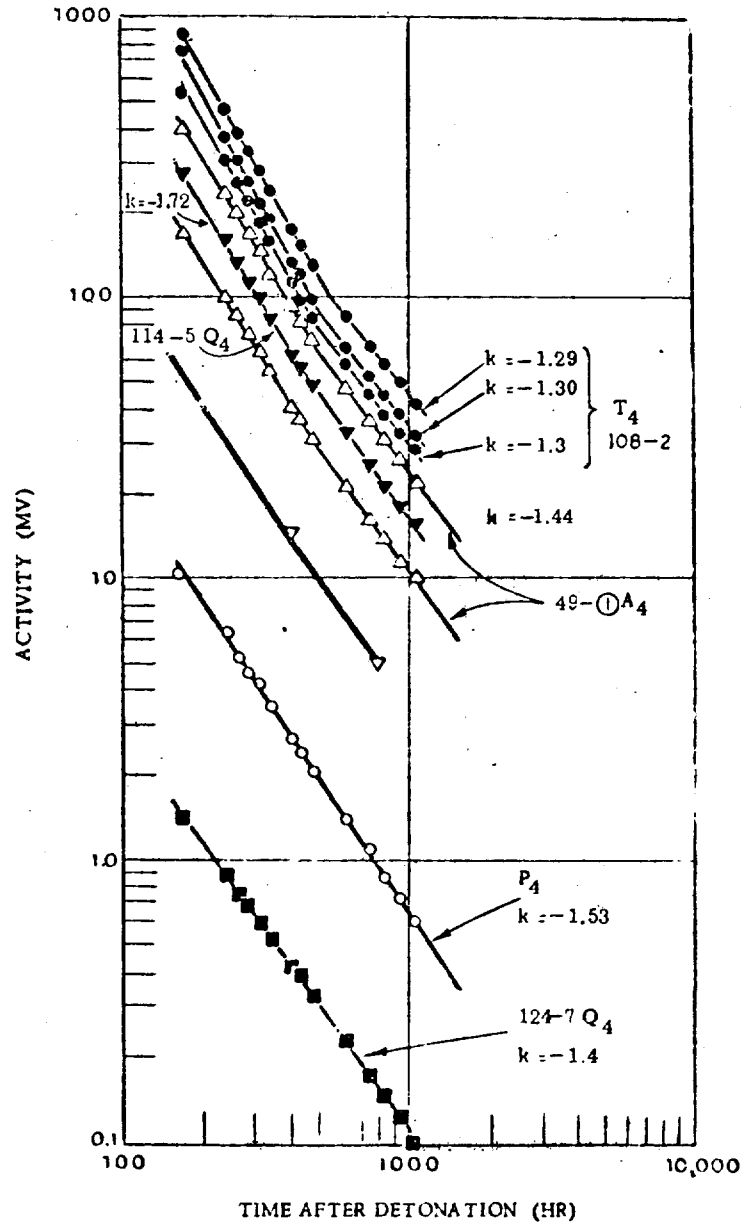


Fig. 5 Gross Decay of Gummed Paper Samples for Shot 2, Operation CASTLE

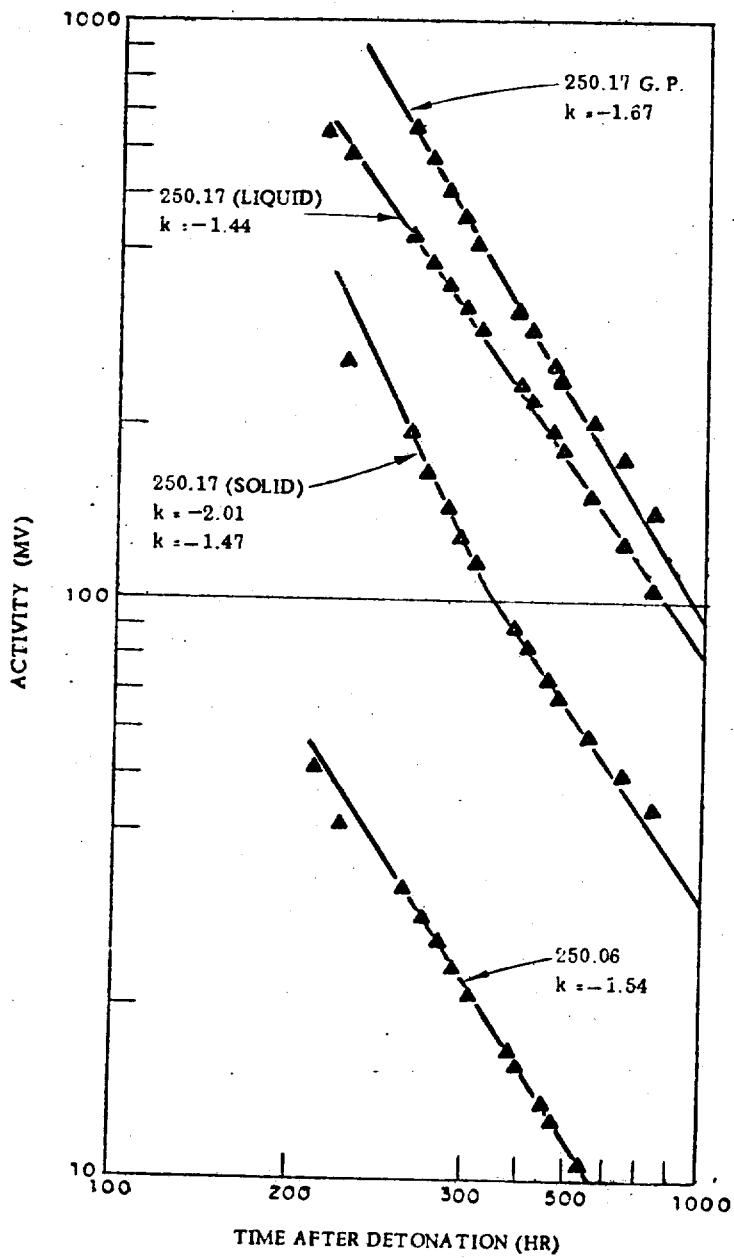


Fig. 6 Gross Decay of Samples From Shot 3, Operation CASTLE

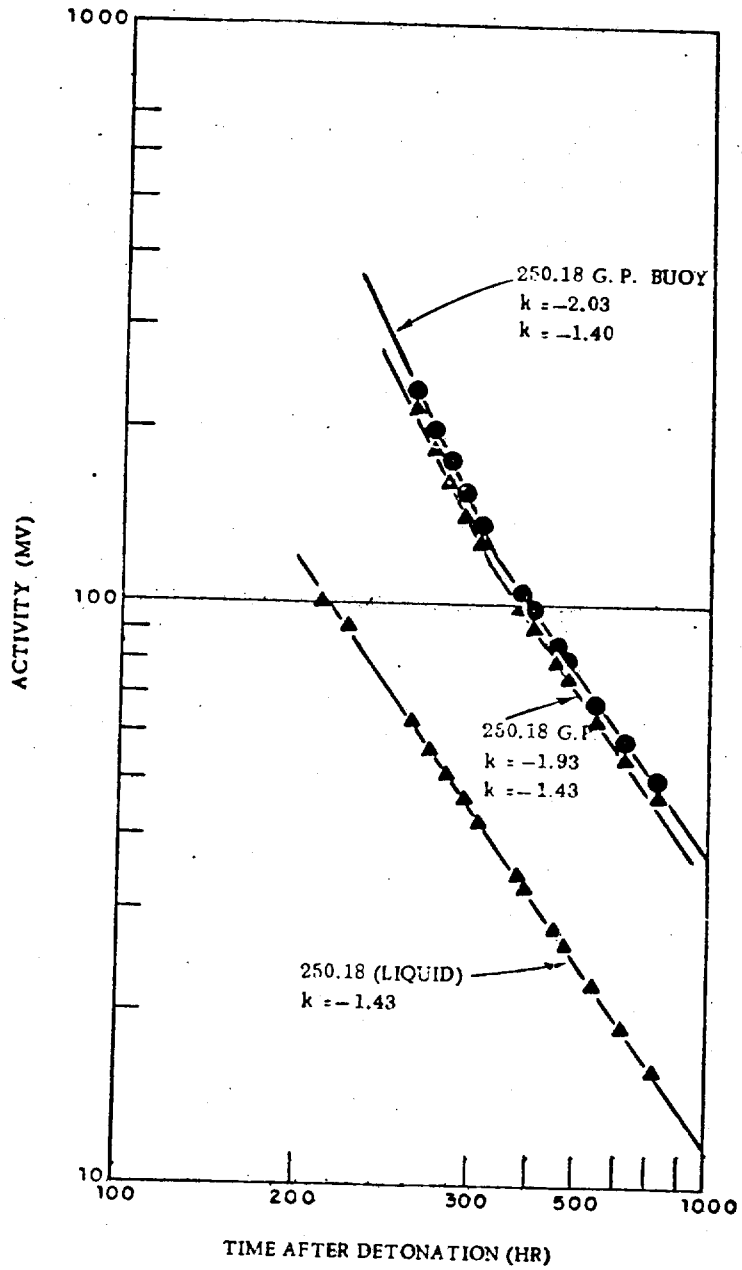


Fig. 7 Gross Decay of Samples From Shot 3, Operation CASTLE

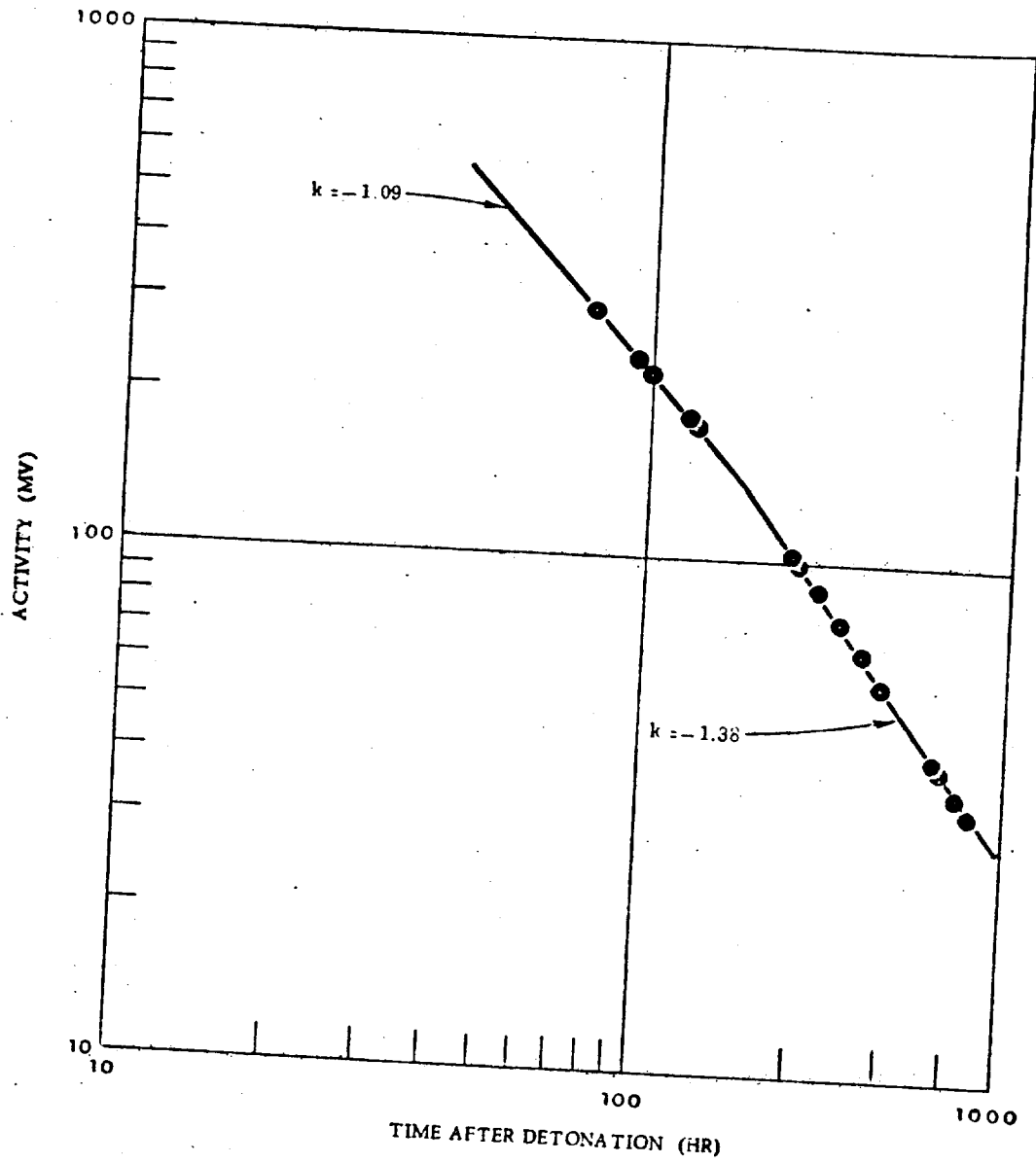


Fig. 8 Gross Decay of Sample 4 YAG-39 TC From Shot 4, Operation CASTLE

UNCLASSIFIED

DISTRIBUTION

COPIES

NAVY

1-9 Chief, Bureau of Ships (Code 233)
10 Chief, Bureau of Medicine and Surgery
11 Chief, Bureau of Aeronautics (Code AE40)
12 Chief, Bureau of Supplies and Accounts (Code W)
13-14 Chief, Bureau of Yards and Docks (D-440)
15 Chief of Naval Operations (Op-36)
16 Commander, New York Naval Shipyard (Material Lab.)
17-19 Director, Naval Research Laboratory (Code 2021)
20-24 CO, Office of Naval Research, New York
25 Office of Naval Research (Code 422)
26 Naval Medical Research Institute
27 CO, Naval Unit, Army Chemical Center
28 CO, Naval Unit, CmlC Training Command
29 CO, U.S. Naval Civil Engineering (Res. and Eval. Lab.)
30 U.S. Naval School (CEC Officers)
31 Commander, Naval Air Material Center, Philadelphia
32 CO, Naval Schools Command, Treasure Island
33 CO, Naval Damage Control Training Center, Philadelphia
34 U.S. Naval Postgraduate School, Monterey
35 CO, Fleet Training Center, Norfolk
36-37 CO, Fleet Training Center, San Diego
38 Office of Patent Counsel, Mare Island
39 Commander Air Force, Atlantic Fleet (Code 16F)
40 CO, Fleet Airborne Electronics Training Unit Atlantic
41 Commandant, U.S. Marine Corps
42 Commandant, Marine Corps Schools, Quantico (Library)
43 Commandant, Marine Corps Schools, (Dev. Center)

ARMY

44 Chief of Engineers (ENGEb, Dhein)
45 Chief of Engineers (ENGNB)
46-47 Chief of Research and Development (Atomic Division)

U N C L A S S I F I E D

48 Chief of Transportation (TC Technical Committee)
49 Chief of Ordnance (ORDTB)
50 Chief Chemical Officer
51 Deputy Chief of Staff for Military Operations
52-53 Assistant Chief of Staff, G-2
54 CG, Chemical Corps Res. and Dev. Command
55 CO, Hq., Chemical Corps Materiel Command
56-57 Aberdeen Proving Ground (Library)
58 President, Chemical Corps Board
59 CO, Chemical Corps Training Command (Library)
60 CO, Chemical Corps Field Requirements Agency
61-62 CO, Chemical Warfare Laboratories
63 Office of Chief Signal Officer (SIGRD-8B)
64 Director, Walter Reed Army Medical Center
65 CG, Continental Army Command, Fort Monroe (ATDEV-1)
66 CG, Quartermaster Res. and Dev. Command
67 Director, Operations Research Office (Librarian)
68 CO, Dugway Proving Ground
69 Director, Evans Signal Laboratory (Nucleonics Section)
70 Signal Corps Center, Fort Monmouth
71 CG, Engineer Res. and Dev. Laboratory (Library)
72 CO, Transportation Res. and Dev. Command, Fort Eustis
73 Commandant, Army Aviation School, Fort Rucker
74 President, Board No. 6, CONARC, Fort Rucker
75 NLO, CONARC, Fort Rucker
76 Director, Special Weapons Development, Fort Bliss
77 CO, Frankford Arsenal
78 CO, Ordnance Materials Research Office, Watertown
79 CO, Watertown Arsenal
80 Tokyo Army Hospital

A I R F O R C E

81 Directorate of Intelligence (AFOIN-3B)
82 Commander, Air Materiel Command (MCMTM)
83 Commander, Wright Air Development Center (WCRTY)
84 Commander, Wright Air Development Center (WCRTH-1)
85 Commander, Air Res. and Dev. Command (RDTDA)
86 Director, USAF Project RAND (WEAPD)
87 Commandant, School of Aviation Medicine, Randolph AFB
88 USAF, SAM, Randolph Field (Brooks)
89 CG, Strategic Air Command, Offutt AFB (IGABD)
90 CG, Strategic Air Command (Operations Analysis Office)
91 Commander, Special Weapons Center, Kirtland AFB
92 Office of Surgeon General (AFCSG-15)
93 Director, Air University Library, Maxwell AFB
94-95 Commander, Technical Training Wing, 3415th TTG
96 CG, Cambridge Research Center (CRHTM)
97-98 CO, Air Weather Service - MATS, Langley AFB

U N C L A S S I F I E D

OTHER DOD ACTIVITIES

99 Chief, Armed Forces Special Weapons Project
100 AFSWP, SWTG, Sandia Base (Library)
101-103 AFSWP, Hq., Field Command, Sandia Base
104 Assistant Secretary of Defense (Res. and Dev.)
105-109 Armed Services Technical Information Agency

AEC ACTIVITIES AND OTHERS

110 Alco Products, Inc.
111-120 Argonne National Laboratory
121 Atomic Bomb Casualty Commission
122-124 Atomic Energy Commission, Washington
125-126 Atomics International
127-128 Battelle Memorial Institute
129-130 Bettis Plant
131-134 Brookhaven National Laboratory
135 Brush Beryllium Company
136 Chicago Patent Group
137 Columbia University (Hassialis)
138 Combustion Engineering, Inc.
139-140 Consolidated Vultee Aircraft Corporation
141 Convair-General Dynamics Corporation (Helms)
142 Defense Research Member
143 Department of Food Technology, MIT
144 Division of Raw Materials, Casper
145-146 Division of Raw Materials, Denver
147 Dow Chemical Company, Pittsburg
148 Dow Chemical Company, Rocky Flats
149-151 duPont Company, Aiken
152 duPont Company, Wilmington
153-154 General Electric Company (ANPP)
155-160 General Electric Company, Richland
161-162 Goodyear Atomic Corporation
163 Hawaii Marine Laboratory
164-165 Iowa State College
166-167 Knolls Atomic Power Laboratory
168-169 Lockheed Aircraft Corporation, Marietta
170-171 Los Alamos Scientific Laboratory
172-173 Mallinckrodt Chemical Works
174 Massachusetts Institute of Technology (Hardy)
175 Mound Laboratory
176 National Advisory Committee for Aeronautics
177 National Bureau of Standards (Library)
178 National Bureau of Standards (Taylor)
179 National Lead Company, Inc., Winchester

U N C L A S S I F I E D

180 National Lead Company of Ohio
181 New Brunswick Laboratory
182-183 New York Operations Office
184 Nuclear Development Corporation of America
185 Nuclear Metals, Inc.
186 Oak Ridge Institute of Nuclear Studies
187-191 Oak Ridge National Laboratory
192 Patent Branch, Washington
193-196 Phillips Petroleum Company
197-198 Public Health Service, Washington
199 RAND Corporation
200 Sandia Corporation
201 Sylvania Electric Products, Inc.
202 Technical Operations, Inc.
203 Union Carbide Nuclear Company (C-31 Plant)
204-206 Union Carbide Nuclear Company (K-25 Plant)
207-210 United Aircraft Corporation
211 U.S. Geological Survey, Denver
212 U.S. Geological Survey, Menlo Park
213 U.S. Geological Survey, Naval Gun Factory
214 U.S. Geological Survey, Washington
215 U.S. Patent Office
216 UCLA Medical Research Laboratory
217-218 University of California Radiation Laboratory, Berkeley
219-220 University of California Radiation Laboratory, Livermore
221 University of Rochester (Technical Report Unit)
222 University of Utah (Stoner)
223 Vitro Engineering Division
224 Weil, Dr. George L.
225 Westinghouse Electric Corporation
226-250 Technical Information Extension, Oak Ridge

USNRDL

251-260 USNRDL, Technical information Division

DATE ISSUED: 19 July 1957

16

U N C L A S S I F I E D

<p>Naval Radiological Defense Laboratory. USNRDL-TR-147. 4-PI GAMMA IONIZATION CHAMBER DECAY MEASUREMENTS OF FALLOUT SAMPLES FROM OPERATION CASTLE, by W.H. Shipman and J.R. Lai. 13 Jan. 1956. 16 p. illus. UNCLASSIFIED</p> <p>Certain fallout samples from Operation CASTLE were retained for measurement. The exponent of the equation $A_t = A_0 t^{-k}$ was evaluated from appropriate log-log plots and found to be in the range 1.1 to 1.03. This range of values is larger than that expected from thermal-neutron fission.</p>	<p>1. Fallout 2. Gamma rays - Measurement I. Shipman, W.H. II. Lai, J.R. III. Title IV. Operation CASTLE V. NS 088-001 VI. NS 081-001.</p> <p>UNCLASSIFIED</p>	<p>Naval Radiological Defense Laboratory. USNRDL-TR-147. 4-PI GAMMA IONIZATION CHAMBER DECAY MEASUREMENTS OF FALLOUT SAMPLES FROM OPERATION CASTLE, by W.H. Shipman and J.R. Lai. 13 Jan. 1956. 16 p. illus. UNCLASSIFIED</p> <p>Certain fallout samples from Operation CASTLE were retained for measurement. The exponent of the equation $A_t = A_0 t^{-k}$ was evaluated from appropriate log-log plots and found to be in the range 1.1 to 1.03. This range of values is larger than that expected from thermal-neutron fission.</p>	<p>1. Fallout 2. Gamma rays - Measurement I. Shipman, W.H. II. Lai, J.R. III. Title IV. Operation CASTLE V. NS 088-001 VI. NS 081-001.</p> <p>UNCLASSIFIED</p>
<p>Naval Radiological Defense Laboratory. USNRDL-TR-147. 4-PI GAMMA IONIZATION CHAMBER DECAY MEASUREMENTS OF FALLOUT SAMPLES FROM OPERATION CASTLE, by W.H. Shipman and J.R. Lai. 13 Jan. 1956. 16 p. illus. UNCLASSIFIED</p> <p>Certain fallout samples from Operation CASTLE were retained for measurement. The exponent of the equation $A_t = A_0 t^{-k}$ was evaluated from appropriate log-log plots and found to be in the range 1.1 to 1.03. This range of values is larger than that expected from thermal-neutron fission.</p>	<p>1. Fallout 2. Gamma rays - Measurement I. Shipman, W.H. II. Lai, J.R. III. Title IV. Operation CASTLE V. NS 088-001 VI. NS 081-001.</p> <p>UNCLASSIFIED</p>	<p>Naval Radiological Defense Laboratory. USNRDL-TR-147. 4-PI GAMMA IONIZATION CHAMBER DECAY MEASUREMENTS OF FALLOUT SAMPLES FROM OPERATION CASTLE, by W.H. Shipman and J.R. Lai. 13 Jan. 1956. 16 p. illus. UNCLASSIFIED</p> <p>Certain fallout samples from Operation CASTLE were retained for measurement. The exponent of the equation $A_t = A_0 t^{-k}$ was evaluated from appropriate log-log plots and found to be in the range 1.1 to 1.03. This range of values is larger than that expected from thermal-neutron fission.</p>	<p>1. Fallout 2. Gamma rays - Measurement I. Shipman, W.H. II. Lai, J.R. III. Title IV. Operation CASTLE V. NS 088-001 VI. NS 081-001.</p> <p>UNCLASSIFIED</p>

<p>Naval Radiological Defense Laboratory. USNRDL-TR-147. 4-PI GAMMA IONIZATION CHAMBER DECAY MEASUREMENTS OF FALLOUT SAMPLES FROM OPERATION CASTLE, by W.H. Shipman and J.R. Lai. 13 Jan. 1956. 10 p. illus. UNCLASSIFIED</p> <p>Certain fallout samples from Operation CASTLE were retained for measurement. The exponent of the equation $A_t = A_0 t^{-k}$ was evaluated from appropriate log-log plots and found to be in the range 1.1 to 1.03. This range of values is larger than that expected from thermal-neutron fission.</p>	<p>1. Fallout 2. Gamma rays - Measurement I. Shipman, W.H. II. Lai, J.R. III. Title IV. Operation CASTLE V. NS 088-001 VI. NS 081-001.</p> <p>UNCLASSIFIED</p>	<p>Naval Radiological Defense Laboratory. USNRDL-TR-147. 4-PI GAMMA IONIZATION CHAMBER DECAY MEASUREMENTS OF FALLOUT SAMPLES FROM OPERATION CASTLE, by W.H. Shipman and J.R. Lai, J.R. III. Title IV. Operation CASTLE V. NS 088-001 VI. NS 081-001.</p> <p>UNCLASSIFIED</p>	<p>1. Fallout 2. Gamma rays - Measurement I. Shipman, W.H. II. Lai, J.R. III. Title IV. Operation CASTLE V. NS 088-001 VI. NS 081-001.</p> <p>UNCLASSIFIED</p>
<p>Naval Radiological Defense Laboratory. USNRDL-TR-147. 4-PI GAMMA IONIZATION CHAMBER DECAY MEASUREMENTS OF FALLOUT SAMPLES FROM OPERATION CASTLE, by W.H. Shipman and J.R. Lai. 13 Jan. 1956. 10 p. illus. UNCLASSIFIED</p> <p>Certain fallout samples from Operation CASTLE were retained for measurement. The exponent of the equation $A_t = A_0 t^{-k}$ was evaluated from appropriate log-log plots and found to be in the range 1.1 to 1.03. This range of values is larger than that expected from thermal-neutron fission.</p>	<p>1. Fallout 2. Gamma rays - Measurement I. Shipman, W.H. II. Lai, J.R. III. Title IV. Operation CASTLE V. NS 088-001 VI. NS 081-001.</p> <p>UNCLASSIFIED</p>	<p>Naval Radiological Defense Laboratory. USNRDL-TR-147. 4-PI GAMMA IONIZATION CHAMBER DECAY MEASUREMENTS OF FALLOUT SAMPLES FROM OPERATION CASTLE, by W.H. Shipman and J.R. Lai. 13 Jan. 1956. 10 p. illus. UNCLASSIFIED</p> <p>Certain fallout samples from Operation CASTLE were retained for measurement. The exponent of the equation $A_t = A_0 t^{-k}$ was evaluated from appropriate log-log plots and found to be in the range 1.1 to 1.03. This range of values is larger than that expected from thermal-neutron fission.</p>	<p>1. Fallout 2. Gamma rays - Measurement I. Shipman, W.H. II. Lai, J.R. III. Title IV. Operation CASTLE V. NS 088-001 VI. NS 081-001.</p> <p>UNCLASSIFIED</p>

UNCLASSIFIED

UNCLASSIFIED